







**Book Title: Gingerbread Baby**

Author: Jan Brett

Grade Level: pre K-2

Brief Plot Synopsis: A young boy and his mother bake a gingerbread baby that escapes from their oven and leads a crowd on a wild chase similar to the one in the familiar tale of the not-so-clever gingerbread man.



Object to Be Used	What part/page of the story does it apply to?	What are possible learning objectives? Visual skills, auditory skills, motor skills, communication skills, academic skills
<p>Small cookie sheet/gingerbread cookies</p> 	<p>In the beginning of the book when the mother bakes the gingerbread baby cookie</p>	<p><u>Auditory</u>: Cookie sheet can be an auditory cue “time to read <u>The Gingerbread Baby</u> book and teacher taps the cookie sheet. <u>Motor</u>: reaching for the cookie to put it on the cookie sheet/tapping the cookie sheet <u>Academic/communication</u>: The student can work on concepts of “on”, “under” Teacher can ask “Did the mother put the cookie ON the cookie sheet or UNDER? or other directionality vocabulary and can demonstrate understanding by placing the cookies in the requested place</p>
<p>Ginger spice jar</p> 	<p>Whenever the Gingerbread Baby appears in the story</p>	<p><u>Motor</u>: If the student has visual/hearing impairments, the teacher can use the gingerbread scent as a sensory cue, can the student turn head towards the scented jar or will they demonstrate an increased alertness?</p>
<p>AAC device/switch with pre- recorded phrase “Catch me if you can!”</p> 	<p>Whenever the Gingerbread Baby is running away from people or animals</p>	<p><u>Auditory/motor</u>: The student responds to “touch the switch” at the appropriate time in the book</p>
<p>Photos of farm animals cat/dog/goat/pig/fox</p> 	<p>Throughout the book when the Gingerbread Baby is running away</p>	<p><u>Academic</u>: Can the student identify/match/reach for requested photos of the animals?</p>
<p>Project Core symbol for “LIKE”</p> 	<p>At the end of the story when the Gingerbread Baby finds a gingerbread house that he likes very much</p>	<p><u>Communication</u>: If they are familiar with this symbol, the student chooses the Project Core symbol for “LIKE/LOVE” when asked to find the requested symbol. If the concept of “LIKE/LOVE” is new to the student, this can be a teaching opportunity to pair the symbol with the Gingerbread Baby “liking” his new house</p>