







Book Title: Summer of The Monkeys





Author: Wilson Rawls

Grade Level: 4-6

Brief Plot Synopsis: Jay Berry comes across some monkeys in the woods behind his house. Turns out, they are circus monkeys that got lost when their circus train crashed. Jay Berry makes it his mission to capture and return the monkeys to the circus.



| Object to Be Used | What part/page of the story does it apply to? | What are possible learning objectives? Visual skills, auditory skills, motor skills, communication skills, academic skills |
|--|---|---|
| <p>Faux fur or switch with monkey sounds recorded</p>  | <p>Any time Jay Berry interacts with the monkeys. -When Jay Berry catches the monkeys (Ch. 15)</p> | <p><u>Motor</u>: Student can reach for/feel the object, noting it's attributes. Student can activate the switch to hear the monkey sounds. <u>Auditory</u>: Student can listen to the monkey sounds on the switch. <u>Communication</u>: Student can imitate the sounds of, sign, or act out monkeys.</p> |
| <p>A Stick</p>  | <p>-When Daisy shares the story of the Man of the Mountain (Ch. 3) -When the Man of the Mountain points his stick at the house. (Ch. 13)</p> | <p><u>Motor</u>: Student can reach for/feel the stick. Student can point the stick and smile/frown to imitate the Man of the Mountain.</p> |
| <p>An Apple</p>  | <p>-When Jay Berry uses apples as bait for the first trap (Ch. 4 &5)</p> | <p><u>Motor</u>: Student can reach for/feel the apple, noting it's attributes. <u>Communication</u>: Allergies permitting, student can taste the apple and comment on whether they liked it, whether they think the monkeys would like it, etc.</p> |
| <p>A Band-Aid</p>  | <p>-When the monkeys bite Jay Berry and Rowdy (Ch. 6 & 7) -When Daisy takes care of Jay Berry and Rowdy (Ch. 8 & 9) -When the monkeys are hurt (Ch. 15) -When Daisys leg gets fixed (Ch.18)</p> | <p><u>Motor/Academic</u>: Student can reach for/feel the Band-Aid. Student can unwrap and place the Band-Aid on themselves, a model, or a toy monkey. <u>Auditory</u>: Student can listen to the Band-Aid being unwrapped.</p> |
| <p>A Cup (with or without liquids)</p>  | <p>-When Jay Berry and Rowdy drank the drink that Jimbo gave them. (Ch. 9 &10)</p> | <p><u>Motor</u>: Student can reach for/feel the cup or put the cup to their mouth. <u>Communication</u>: Allergies permitting, student can drink some liquid from a cup and comment on whether they liked it.</p> |

| Object to Be Used | What part/page of the story does it apply to? | What are possible learning objectives? Visual skills, auditory skills, motor skills, communication skills, academic skills |
|---|--|--|
| Cookie sheet & Flashlight  | Chapter 13 -When the bad thunderstorm occurs | <p><u>Motor</u>: Student can create a thunderstorm by shaking the cookie sheet and turning on and off the flashlight. Student can also wave their hand in front of the flashlight to imitate lightening.</p> <p><u>Academic</u>: Students can connect this experience to an experience they previously had with a thunderstorm. Students can predict whether they think the monkeys were safe in the thunderstorm.</p> <p><u>Auditory</u>: Student can listen to the “thunderstorm” that’s created.</p> <p><u>Visual</u>: Student can view the “lightening” that’s created with the flashlight on a dark background.</p> <p><u>Communication</u>: Student can comment on what they hear and see.</p> |
| Dress up fairy wings OR a birthday candle  | -When Daisy finds the fairy ring and everyone makes wishes inside it (Ch. 14) | <p><u>Motor</u>: Student can reach for, feel, or wear the fairy wings/birthday candle. *DO NOT LIGHT* Student can act out making a wish with the birthday candle.</p> <p><u>Academic/communication</u>: Students can use this opportunity to write or verbalize what they would wish for if they found a fairy ring.</p> |
| Money/coins  | - When Jay Berry gets paid for catching the monkeys (Ch. 16) -When Jay Berry gives all his money to Daisy to fix her leg (Ch. 17) | <p><u>Motor/Auditory</u>: Student can reach for/feel the coins. Student can shake the money in a can or bag.</p> <p><u>Academic</u>: Student can count the money. If using fake money, student can count out the amount of money Jay Berry earned. Student can identify the coins and bills used.</p> |
| A wrapped present  | -When Daisy gives Jay Berry a present for giving her the money to fix her leg (Ch. 19) -When Grandpa gives Jay Berry a horse (Ch. 19) | <p><u>Motor</u>: Student can reach for/feel the present or unwrap it.</p> <p><u>Auditory</u>: Student can shake the present and listen to the noise it makes. Student can listen to the crinkling of the paper.</p> |