






Book Title: Princess Peepers

Author: Pam Galvert

Grade Level: PK-2

Brief Plot Synopsis: Princess Peepers doesn't fit in with all the other princesses because she wears glasses, so, she tries to go to the ball without them.



Object to Be Used	What part/page of the story does it apply to?	What are possible learning objectives? Visual skills, auditory skills, motor skills, communication skills, academic skills
<p>A pair of glasses</p> 	<p>-When Princess Peepers likes to wear all different types of glasses -When princess Peepers finds out that the prince wears glasses -When Princess Peepers wears her glasses with the prince.</p>	<p><u>Motor</u>: Student can reach for, feel, or put on the glasses. <u>Visual/Communication</u>: Student can view the glasses on a contrasting background. When wearing the glasses, student can comment on how the glasses change their vision.</p>
<p>Project core “not” symbol</p> 	<p>-When the other princesses make fun of Princess Peepers glasses -When the princesses tell Princess Peepers not to come to the ball</p>	<p><u>Motor</u>: Student can reach for/feel the symbol. <u>Communication</u>: Student can communicate what the symbol represents in the story.</p>
<p>Tulle or silk fabric</p> 	<p>-When Princess Peepers gets dressed for the ball and looks beautiful</p>	<p><u>Motor</u>: Student can reach for/feel the material, noting it's attributes. <u>Auditory</u>: Student can crinkle the material, noting how it sounds.</p>
<p>Project core “like” symbol</p> 	<p>-When Princess Peepers and the Prince live happily ever after.</p>	<p><u>Motor</u>: Student can reach for/feel the symbol. <u>Communication</u>: Student can communicate what the symbol represents in the story.</p> <p>More information about Project Core can be found at: http://www.project-core.com</p>