







Book Title: **The Great Gatsby**

Author: F. Scott Fitzgerald

Grade Level: 6-12

Brief Plot Synopsis: Gatsby, a wealthy man who came from poverty and war, tries to reunite with his love, Daisy, after many years.



Object to Be Used	What part/page of the story does it apply to?	What are possible learning objectives? Visual skills, auditory skills, motor skills, communication skills, academic skills
Balloons or party hats *Beware of any latex allergies* 	When Gatsby throws parties and Nick gets invited.	<u>Motor</u> : Student can reach for/feel the balloon, and tactually interact with it.
Project CORE "like" symbol 	When Gatsby falls in love with Daisy when he's younger. When Tom likes to kiss Myrtle.	<u>Motor</u> : Student can reach for or feel the project core symbol.
Ring 	When Daisy marries Tom.	<u>Motor</u> : Student can feel the ring or put the ring on.
Seatbelt material 	When Daisy hits Myrtle with the car.	<u>Motor</u> : Student can reach for/feel the seatbelt material.
Project CORE symbol for "finished" or "all done" picture on a switch 	When Tom kills Gatsby.	<u>Motor</u> : Student can activate the switch so it says "all done". Student can feel the project core symbol. <u>Communication</u> : Student can feel the symbol then say or sign "finished".