





Book Title: Don't Push the Button

Author: Bill Cotter

Grade Level: PK-2

Brief Plot Synopsis: The only rule of the book is don't push the button! Watch what happens as Larry pushes the button!



Object to Be Used	What part/page of the story does it apply to?	What are possible learning objectives?
Switch with recording of "you pushed the button!" 	Any time the button is pushed and Larry changes.	<u>Auditory:</u> Student can listen to the recording of "you pushed the button!" every time Larry pushes it. <u>Motor:</u> Student can activate the switch each time Larry pushes the button.
Book 	When Larry says to shake the book to make all the other Larry's go away.	<u>Motor:</u> Student can shake the book when Larry asks you to shake the book. Student can also reach for/feel the book. <u>Communication:</u> Student can say "shake, shake" when it is time to shake the book.
Yellow Larry cut out or yellow paper on black background 	When Larry turns yellow after pushing the button.	<u>Visual:</u> On a black background, student can view the yellow Larry or yellow paper. <u>Motor:</u> Student can reach for/feel/point to the yellow Larry or paper. <u>Academic:</u> Student can identify Larry's new color.
Yellow polka-dot Larry cut out or yellow polka-dot paper on black background 	When Larry gets polka-dots after pushing the button.	<u>Visual:</u> On a black background, student can view the yellow polka-dot Larry or paper. <u>Motor:</u> Student can reach for/feel/point to the yellow polka-dot Larry or paper. <u>Academic:</u> Student can identify the new pattern Larry has.