





**Book Title: Big Red Barn**

Author: Margaret Wise Brown

Grade Level: PK-2

Brief Plot Synopsis: In a grassy field is where the big red barn lies. This book follows the day of all the farm animals as they play, make noises, and return to the barn to sleep.



<b>Object to Be Used</b>	<b>What part/page of the story does it apply to?</b>	<b>What are possible learning objectives?</b>
<p>Small piece of wood</p> 	<p>To represent the barn. When all the animals go to sleep in the barn.</p>	<p>Visual skills, auditory skills, motor skills, communication skills, academic skills</p> <p><u>Motor/Auditory:</u> Student can reach for/feel the wood, noting it's attributes. Student can explore with the sounds the wood makes when banged or knocked on.</p> <p><u>Academic:</u> Student can locate the wood when asked where the animals sleep.</p>
<p>One large handful of hay and one small handful of hay</p> 	<p>When the children play in the hay. When the animals play in the hay.</p>	<p><u>Motor/Academic:</u> Student can reach for/feel the hay. Student can tacitly compare the piles of hay, identifying which pile is bigger/has more and vice versa.</p> <p><u>Auditory:</u> Student can listen to the sound the hay makes when crunched in their hand.</p>
<p>Big Mac Switch with the following animal sounds and pictures:</p> <ul style="list-style-type: none"><li>-horse</li><li>-pig</li><li>-rooster</li><li>-sheep</li><li>-cat</li><li>-dog</li></ul> 	<p>Each time the animal appears in the story.</p>	<p><u>Motor/Auditory/Academic:</u> When a new animal appears in the story, student can locate the correct picture/switch and activate it. Student can listen to the animal sounds and identify the animal.</p> <p><u>Communication:</u> Student can imitate the animal sounds.</p>