








Book Title: The Art Lesson

Author: Tomie dePaola

Grade Level: PK-2

Brief Plot Synopsis: Tommy loves to draw, but he needs to learn the rules of drawing, both in and out of school.



Object to Be Used	What part/page of the story does it apply to?	What are possible learning objectives?
<p>Box of crayons</p> 	<p>-When Tommy loves to draw -When Tommy is told to practice drawing -When Tommy gets a box of 64 crayons -When Tommy is told he can only use the school crayons (only use 8) -When Tommy is allowed to use his box of crayons to make a picture <i>he</i> wants to draw (use all crayons)</p>	<p><u>Motor:</u> Student can reach for/feel or open the box of crayons. Student can draw with the crayons. <u>Academic/Communication:</u> Teacher can incorporate math by comparing a large box of crayons to a smaller one, having students count out 8 crayons, or having students subtract and add crayons according to the story. Students can also practice drawing like Tommy did and talk about their artwork. <u>Auditory:</u> Student can shake the box and listen to the crayons moving.</p>
<p>Artist pallet or paint brush</p> 	<p>-When Tommy says he wants to be an artist when he grows up -When Tommy grows up to be an artist.</p>	<p><u>Motor:</u> Student can reach for or feel the paintbrush, noting it's different textures. <u>Academic:</u> Students can pretend they are artists and make a painting.</p>
<p>A drawing (could be made by a student)</p> 	<p>-When Tommy and his family hang up his artwork. -When Tommy is told he only gets one piece of paper -When Tommy's artwork blows away</p>	<p><u>Motor/Academic:</u> Students can reach for/feel the drawing. Students can create their own drawings and hang them on the walls. <u>Visual:</u> Student can view the drawing on a contrasted background. <u>Communication:</u> Students can discuss how easy, difficult, fun, etc., it was to make their drawing.</p>
<p>Sheet or pillow</p> 	<p>-When Tommy draws on his sheets in his bed</p>	<p><u>Motor:</u> Students can reach for/feel the pillow or sheet. <u>Academic/Communication:</u> Student can comment on whether this is something you should draw on.</p>
<p>Piece of dry wall or wood</p> 	<p>-When Tommy draws on the walls.</p>	<p><u>Motor:</u> Student can reach for/feel the wood. <u>Academic/Communication:</u> Student can comment on whether this is something you should draw on.</p>
<p>Tactile angry face</p> 	<p>-When the art teacher tells the class to copy her</p>	<p><u>Motor:</u> Student can reach for/feel the angry face. Student can imitate an angry face. <u>Academic/Communication:</u> Students can comment on why Tommy was angry.</p>