






Book Title: Arthur's Christmas

Author: Marc Brown

Grade Level: PK-2

Brief Plot Synopsis: Arthur wants to get Santa the perfect gift for Christmas.



Object to Be Used	What part/page of the story does it apply to?	What are possible learning objectives? Visual skills, auditory skills, motor skills, communication skills, academic skills
<p>Shopping bag</p> 	<p>Any time Arthur goes shopping or to the store.</p>	<p><u>Motor/Auditory</u>: Student can hold, reach for, or feel the bag. Student can also crumple it with their hands to hear the sound it makes.</p>
<p>Ice cream or spoon</p> 	<p>When Arthur sees Santa eating ice cream</p>	<p><u>Motor</u>: Student can reach for/feel the ice cream or spoon. <u>Communication</u>: Allergies permitting, student can taste the ice cream and comment on whether or not they like it.</p>
<p>Fork</p> 	<p>When Arthur sees Santa eating all different foods at the store. When Arthur makes Santa a lot of food and mixes it together.</p>	<p><u>Motor</u>: Student can reach for/feel the fork. Student can imitate what to do with a fork, bringing it to their mouth.</p>
<p>Money</p> 	<p>When Arthur counts his money. When Arthur buys Santa's present at the market.</p>	<p><u>Motor</u>: Student can reach for/feel the money, distinguishing between paper money and coins. <u>Academic</u>: Teacher can use this opportunity to have the student learn about money, counting, making change, etc. Student can practice identifying coins/bills. <u>Auditory</u>: Student can listen to the sound that money makes when its crumpled or dropped.</p>
<p>Dog collar or leash</p> 	<p>When DW takes the dog downstairs. When the dog eats the present Arthur made for Santa.</p>	<p><u>Motor</u>: Student can reach for/feel the collar and tag. <u>Auditory</u>: Student can listen to the clinking of the dog tag.</p>