






Book Title: Amazing Grace

Author: Mary Hoffman & Caroline Binch

Grade Level: 4-6

Brief Plot Synopsis: Grace is a young girl who loves fairy tales, acting, and letting her imagination run wild. When her school decides to put on the play Peter Pan, she decides she wants to play Peter Pan.



Object to Be Used	What part/page of the story does it apply to?	What are possible learning objectives? Visual skills, auditory skills, motor skills, communication skills, academic skills
 Book	To represent Grace's love for stories and when she acts out different characters.	<u>Motor</u> : Student can reach for/feel the book and turn the pages. <u>Academic/Communication</u> : The teacher can use this opportunity to have the student identify their favorite book or fairy tale. The student can discuss why they like that book or story.
 Project Core "NOT" symbol	When Grace's friends tells her she can't be Peter Pan	<u>Motor</u> : Student can reach for/feel the "not" symbol. <u>Academic/Communication</u> : The teacher can use this opportunity to have the children discuss times when they were told they couldn't do something, and how they overcame it.
 Tulle or ballet slippers	When Grace goes to see the ballet. When Grace practices dancing.	<u>Motor</u> : Student can reach for/feel the tulle or ballet slippers. Student can twirl the tulle like a ballet skirt.
 Green tights	When Grace's school decides to put on the play, Peter Pan. When Grace plays Peter Pan in the play.	<u>Motor</u> : Student can reach for/feel the tights. <u>Academic/Communication</u> : Student can talk about what their favorite story book character wears.